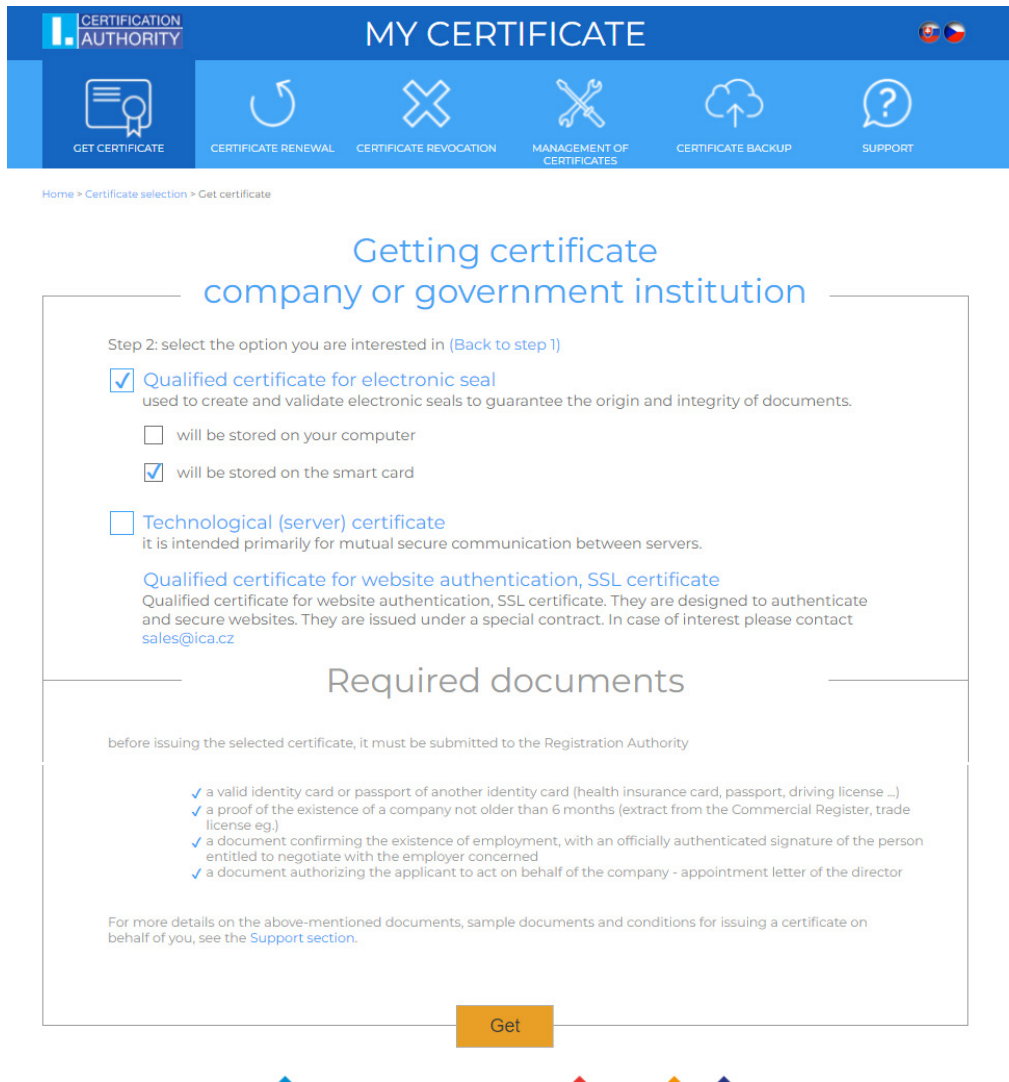


## Completion of certificate items for registration in the EPREL database

If you register as a **legal entity**, it is necessary to choose the type of certificate [qualified certificate for electronic seal](#), which will be stored on the Starcos 3.7 smart card. The smart card can be obtained at the branches of the [registration authorities](#) or ordered in the I. CA [e-shop](#). A personal visit to the branch of the registration authority is required for the issuance of the certificate itself.



**MY CERTIFICATE**

Home > Certificate selection > Get certificate

### Getting certificate company or government institution

Step 2: select the option you are interested in ([Back to step 1](#))

☒ **Qualified certificate for electronic seal**  
used to create and validate electronic seals to guarantee the origin and integrity of documents.

☐ will be stored on your computer

☒ will be stored on the smart card

☐ **Technological (server) certificate**  
it is intended primarily for mutual secure communication between servers.

**Qualified certificate for website authentication, SSL certificate**  
Qualified certificate for website authentication, SSL certificate. They are designed to authenticate and secure websites. They are issued under a special contract. In case of interest please contact [sales@ica.cz](mailto:sales@ica.cz)

### Required documents



before issuing the selected certificate, it must be submitted to the Registration Authority


- ✓ a valid identity card or passport of another identity card (health insurance card, passport, driving license ...)
- ✓ a proof of the existence of a company not older than 6 months (extract from the Commercial Register, trade license eg.)
- ✓ a document confirming the existence of employment, with an officially authenticated signature of the person entitled to negotiate with the employer concerned
- ✓ a document authorizing the applicant to act on behalf of the company - appointment letter of the director

For more details on the above-mentioned documents, sample documents and conditions for issuing a certificate on behalf of you, see the [Support section](#).

**Get**

In the window where you fill in the items of the certificate request, it is necessary, among other things, to fill in the item "**Mandatory legal organization identifier**", here you select the option "Insert mandatory legal organization identifier", fill in the value ID (CIN - Company identification number) or VAT according to the country of registration of the company. If there is an incorrect value in this item, the registration in EPREL will not be successful. Furthermore, it is necessary to fill in the address of the organization's registered office.


CONNECTED WITH TRUST



CREATE A QUALIFIED CERTIFICATE REQUEST

1. Test system
2. Entering data
3. Verification
4. Saving request
5. Completion

☒ Legal person

Information about the applicant

Device
Czech Republic
E-mail in the certificate
E-mail for contact with I.CA

Information about the organization
Show other options >>

Organization
Find organization >>

Mandatory identifier of legal entity

☒ Insert mandatory identifier for legal entities

Select state of registration
National identification number
Identification number (IČ)

Key type
RSA 2048

Revocation password
Your password

Key Repository Type (CSP)
Microsoft Smart Card Key Storage Provider

☒ Certificate sent in the ZIP format


☐ Save the application in the card

Advanced Certificate Options >>

Continue

Copyright I.CA All Rights Reserved | První certifikační autorita, a.s. | Contacts | 9.13.05

Enter the registered office address. Click "Show other options"


CREATE A QUALIFIED CERTIFICATE REQUEST

1. Test system
2. Entering data
3. Verification
4. Saving request
5. Completion

☒ Legal person

Information about the applicant

Device
Czech Republic
E-mail in the certificate
E-mail for contact with I.CA

Information about the organization
Show other options >>

Organization
Find organization >>

Mandatory identifier of legal entity

☒ Insert mandatory identifier for legal entities

Select state of registration
National identification number
Identification number (IČ)

Key type
RSA 2048


Revocation password
Your password

Key Repository Type (CSP)
Microsoft Smart Card Key Storage Provider

☒ Certificate sent in the ZIP format

☐ Save the application in the card

The field for entering the address will expand, you will fill in the values identical to the registered office of the company, listed in the Commercial Register.


CREATE A QUALIFIED CERTIFICATE REQUEST

1. Test system > 2. Entering data > 3. Verification > 4. Saving request > 5. Completion

☒ Legal person

**Information about the applicant**

Device  ? Czech Republic  ?

E-mail in the certificate  ? E-mail for contact with I.C.A.  ?

**Information about the organization** Hide other options >>

Organization  ? Find organization >> Organization unit  ?

ADDRESS OF ORGANIZATION HEADQUARTERS

Street  Street number / building

City / town  Zip cod  Province

**Mandatory identifier of legal entity**

☒ Insert mandatory identifier for legal entities

Select state of registration  ? National identification number  ? Identification number (IČ)

Key type  RSA 2048

Revocation password  ?


Key Repository Type (CSP)  Microsoft Smart Card Key Storage Provider

The certificate is then issued in the standard way.

To register in the EPREL database, follow the instructions here directly:

[https://ec.europa.eu/info/sites/default/files/energy\\_climate\\_change\\_environment/suppliers\\_verification\\_guide\\_v1.04\\_0.pdf](https://ec.europa.eu/info/sites/default/files/energy_climate_change_environment/suppliers_verification_guide_v1.04_0.pdf).

If you register as a **natural person**, you can use our qualified certificate for [electronic signature](#), which will be stored on the Starcos 3.7 smart card. The smart card can be obtained at the branches of the [registration authorities](#) or ordered in the I. CA [e-shop](#). A personal visit to the branch of the registration authority is required for the issuance of the certificate itself. The difference against issuing a certificate for an electronic seal is that in this certificate, resp. the address of the natural person's registered must be entered in the application for this certificate.



Home > Obtaining a request for a certificate

## Obtaining a request for a certificate

Step 1: For whom the certificate is intended? Select the option you are interested in:

☒ personal
 ☒ employee or self-employed person
 ☐ company or government institution

Natural person (Personal) - if you choose this option, your certificate will contain your name and surname, optionally e-mail address.

Employee or self-employed person - it is intended for those who, in addition to their name and surname, also need to state the name of company/trade or employer in the certificate. If you are interested in this option, contact [sales@ica.cz](mailto:sales@ica.cz)



Home > Certificate selection > Get certificate

## Getting certificate employee or self-employed person

Step 2: select the option you are interested in ([Back to step 1](#))

- ☒ **Qualified certificate for electronic signature**  
used to sign documents. It is used where a recognized electronic signature is required.
  - ☐ will be stored on your computer
  - ☒ will be stored on the smart card
  - ☐ will be stored in the ID card
- ☐ **Commercial certificate**  
it is mainly used for authentication and encryption. It may be used for electronic signature in agreement with the communicating parties in cases where a recognized electronic signature is not required.
- ☐ **Commercial identity certificate**  
is used for creation of qualified device at the HIGH level and can only be stored on Starcos 3.5 and higher
- ☐ **TWINS**  
includes a qualified certificate for electronic signature and a commercial certificate in one product for comprehensive use.
- ☐ **Identity TWINS**  
includes a qualified certificate for electronic signature and a commercial identity certificate in one product enabling comprehensive use, it is always stored on a Starcos 3.5 and higher chip card.
- ☐ **Qualified certificate for electronic signature – Slovakia**  
It is intended for communication with public authorities of the Slovak Republic. It is used where a qualified electronic signature is required and can only be stored on Starcos smart card

## Required documents

before issuing the selected certificate, it must be submitted to the Registration Authority

- ✓ a valid identity card or passport of another identity card (health insurance card, passport, driving license ...)
- ✓ a proof of the existence of a company not older than 6 months (extract from the Commercial Register, trade license etc.)
- ✓ a document confirming the existence of employment, with an officially authenticated signature of the person entitled to negotiate with the employer concerned

For more details on the above-mentioned documents, sample documents and conditions for issuing a certificate on behalf of you, see the [Support section](#).

Get

The option for entering the address is not primarily expanded, it is necessary to click on the text "Show other options"

CONNECTED WITH TRUST

CREATE A QUALIFIED CERTIFICATE REQUEST

1. Test system
2. Entering data
3. Verification
4. Saving request
5. Completion

Information about the applicant
Show other options >>

☐ Insert optional identifier for individuals

Information about the organization
Show other options >>

Find organization >>

☐ Insert optional identifier for organization

Key type

Revocation password

Key Repository Type (CSP)

☒ Certificate containing IK MPSV for communication with the public authorities

☒ Certificate sent in the ZIP format

☐ Save the application in the card

Information about the applicant
Hide other options >>

PERMANENT ADDRESS

☐ Insert optional identifier for individuals

Information about the organization
Show other options >>

Find organization >>

☐ Insert optional identifier for organization

Key type

Revocation password

Key Repository Type (CSP)

☒ Certificate containing IK MPSV for communication with the public authorities

You enter the address data according to the primary identity document. The certificate is then issued in the standard way at the branch of the registration authority.

To register in the EPREL database, follow the instructions here directly:

[https://ec.europa.eu/info/sites/default/files/energy\\_climate\\_change\\_environment/suppliers\\_verification\\_guide\\_v1.04\\_0.pdf](https://ec.europa.eu/info/sites/default/files/energy_climate_change_environment/suppliers_verification_guide_v1.04_0.pdf).